



















October 2017

Countryside

Flower Shop, Nursery & Garden Center
5301 E. Terra Cotta Ave, Crystal Lake
815-459-8130 www.countrysideflowershop.com

OPEN DAILY
9am to 6pm
Sunday 9 to 5

Sun	Mon	Tue	Wed	Thu	Fri	Sat
1 Time to bring in tropicals and house plants for the winter Treat them with Systemic Insecticide to prevent bugs in your house! 	2 Reseed your lawn now for a lush spring! 	3 Apply Tree Wrap to protect from deer rubbing off tree bark and damaging trees. 	4 Add color with "Season Extender" mums, ornamental kale and pansies! 	5 Fertilize trees, shrubs, evergreens and perennials with Plant Starter to encourage root growth AND WATER!	6 Start your fall decorating with pumpkins, broom corn and mums!	7 Build A Scarecrow October 7, 8 & 9 10a.m. to 4p.m. Bring Scarecrow clothes and creativity, Countryside provides straw and twine. \$5 per scarecrow
8 Build A Scarecrow October 7, 8 & 9 10a.m. to 4p.m. Bring Scarecrow clothes and creativity, Countryside provides straw and twine. \$5 per scarecrow	9 Columbus Day 	10 Label bulbs and perennials before they disappear for the winter so you know what's coming in spring!	11 Divide overcrowded Rhubarb, Hosta, Daylilies, Peonies and Iris. 	12 Dig up tender summer bulbs and store for winter: gladiolas, dahlias, begonias	13 Cut back raspberry canes that produced fruit this year, leave others alone.	14 Plant Fall Bulbs now for Spring Flowers!! 
15 Be sure evergreens and trees are getting plenty of water before winter! 	16 Boss' Day! A floral arrangement or plant from Countryside would be appreciated! 	17 Do not cut back ornamental grasses. Leave for winter interest.	18 Fall tilling of vegetable gardens can help control insects such as cucumber beetle and vine borer.	19 Order Fresh Flowers for your Sweetheart! Saturday is Sweetest Day 	20 Spray Ultra Weed Beater on Creeping Charlie and other weeds	21 Sweetest Day! 
22 Apply Jonathan Green Winter Survival to your lawn now! 	23 Feed the birds during their winter migration. 	24 Apply a fresh layer of mulch to flower beds to help prevent root heaving in the winter.	25 Rake fallen leaves around mum plants to protect for winter 	26 Apply Dormant Oil on Crabapples, Magnolias and any other trees and shrubs that had insect or fungus problems.	27 Clean and put your pruners away for the winter.	28 Put rose collars around base of rose bushes and fill with TOPSOIL . Do NOT prune your rose bushes until March of next year!
29 Store carrots in the ground. They become sweeter after frost. 	30 Prepare Evergreens for winter! Prevent winter burn by spraying with Wilt Pruf and wrapping with burlap. 	31 Happy Halloween Trick or Treat 				Christmas Cactus and Poinsettias need to be indoors in a spot where they get 10 hours of bright light and 14 hours of uninterrupted darkness to set buds for flowering.